

USER INFORMATION

User Information shall be provided to the user of the product. NFPA Standard 1983 recommends separating the User Information from the equipment and retaining the information in a permanent record. The standard also recommends making a copy of the User Information to keep with the equipment and that the information should be referred to before and after each use.

Additional information regarding auxiliary equipment can be found in NFPA 1500, *Standard on Fire Department Occupational Safety and Health Programs*, and NFPA 1983, *Standard on Life Safety Rope and Equipment for Emergency Services*.

INSPECTION

Inspect the equipment according to your department's policy for inspecting life safety equipment. The equipment should be inspected after each use by an inspector that meets your department's training standard for inspection of life-safety equipment. Record the date of the inspection and the results in the equipment log or on a tag that attaches to the equipment. Each user should be trained in equipment inspection and should do a cursory inspection before each use.

The service life of equipment used for rescue depends greatly on the type of use and the environment of use. Because these factors vary greatly, a precise service life of the equipment cannot be provided.

Inspect the hook for cracks or dents. Inspect the spike to make sure that it is not bent. If any significant damage is observed, the equipment should be removed from service. Minor nicks or sharp spots may be smoothed with emery paper.

If the equipment is dropped or impact loaded, it should be inspected by a qualified inspector prior to being returned to service. In most cases, a visual inspection will not be able to determine if the equipment has been damaged. Based on the history of the incident, if there is any doubt regarding the safety of the equipment, it should be removed from service and retired.

USING THE FLASH HOOK

The Flash Hook is designed to attach an escape line or escape web to a secure anchor point for emergency egress. The selection of an anchor point of adequate strength is essential for the safe use of the hook.

Whenever the point of the hook is used, imbed the point as deeply as possible in the framing (fig 1). Tension must be kept on the hook and escape line or escape web continuously until the egress is complete. Failure to do so may allow the hook to release from the anchor point. Using the corner area of a window allows for more room and an easier transition. Alternatively, if the profile of a doorway or window sill allows, the hook should be placed in a manner that the framing seats in the bottom of the hook (fig 2).

It is the user's responsibility to determine the structural integrity of the anchor point and to deploy the Flash Hook Escape Anchor appropriately. Avoid rigging the hook in a manner that the tip becomes loaded on a diagonal axis (fig 3).

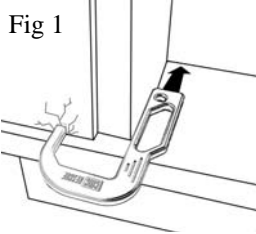


Fig 1

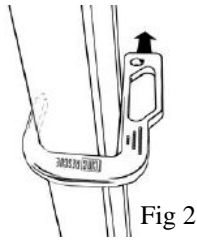


Fig 2

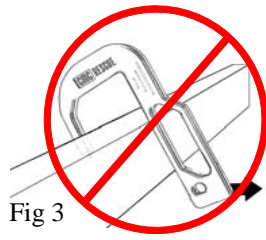


Fig 3

MAINTENANCE

Clean and dry this equipment after each use to remove any dust, debris, and moisture. During use, carrying, and storage keep the equipment away from acids, alkalis, and strong chemicals. Do not expose the equipment to flame or high temperatures. Store in a cool, dry location. Do not store where the equipment may be exposed to moist air, particularly where dissimilar metals are stored together.

REPAIR

All repair work shall be performed by the manufacturer. All other work or modifications void the warranty and releases CMC Rescue, Inc. from all liability and responsibility as the manufacturer of the equipment.

IMPORTANT INFORMATION - PLEASE READ AND SAVE



Flash™ Hook

Made in USA
of US and foreign components
Pat. D635,844



WARNING

- FAILURE TO FOLLOW THESE INSTRUCTIONS OR IMPROPER USE OF THIS EQUIPMENT COULD RESULT IN SERIOUS INJURY OR DEATH.
- THIS EQUIPMENT HAS BEEN DESIGNED AND MANUFACTURED FOR USE BY EXPERIENCED PROFESSIONALS ONLY.
- DO NOT ATTEMPT TO USE THIS EQUIPMENT WITHOUT PROPER TRAINING.
- USE, INSPECT, AND REPAIR ONLY IN ACCORDANCE WITH THE MANUFACTURER'S INSTRUCTIONS.



5F04

THIS FLASH HOOK MEETS THE AUXILIARY EQUIPMENT REQUIREMENTS OF NFPA 1983, STANDARD ON LIFE SAFETY ROPE AND EQUIPMENT FOR EMERGENCY SERVICES, 2012 EDITION.

EMERGENCY SERVICES AUXILIARY EQUIPMENT IN ACCORDANCE WITH NFPA 1983 – 2012.

- Rated for Technical Use (T)
- MBS 27 kN (6,070 lbf)

Equipment Inspection and Maintenance Sample Log			
Item _____ # _____	Date in Service _____		
Brand/Model _____	Strength _____		
Date	How Used or Maintained	Comments	Name

CMC Rescue, Inc.
6740 Cortona Drive, Goleta, CA 93117
USA
805-562-9120 / 800-235-5741
cmcrestuce.com

ISO 9001:2008 Certified